

IMPORTANT - READ OPERATOR'S MANUAL BEFORE OPERATION.

Seat Adjustment

Loosen bolts on sliding bracket under each side of seat, slide seat forward or rearward to desired position. Re-tighten bolts. Do not operate mower with bracket bolts in a loose condition.

Mower Blade Operation

To start mower blades, pull out on blade drive switch handle, then, lift to "ON" position.
To stop mower blades, move switch handle to "OFF" position.

Body Removal ^T 1. Disconnect throttle cable from engine.

2. Disconnect the rear wiring loom {P/N 4191} from the body by lightly squeezing the Econo-Seal plug. This plug is located at the left rear of the body.
3. Remove 4 control lever bolts and remove upper control levers {P/N 1689 & 1690}
4. Remove the 2 attach nuts on floor of body and unfasten latch located at center of body at the rear.
5. Place height adjustment lever in vertical position, engage parking brake and carefully lift body up and off chassis,
6. Reverse the above procedure for assembly.

Safety Checks

1. After reassembly, while on seat, attempt to start engine with mower deck engaged. Engine should not start. If engine does start, return to an authorized Dixon dealer for adjustment or repair.
2. Disengage the mower deck and start the engine. With operator in normal mowing position, engage mower deck and remove weight from seat. The engine should stop. If engine does not stop when operator rises from seat, return to an authorized Dixon dealer for adjustment or repair.

Parking Brake Adjustment

Remove body as described above. Adjustment points are located at rear of trans-axle on each side. Remove cotter pin from swivel fitting (P/N 2172). Turn swivel fitting on brake rod {P/N 5100} in to tighten - just enough to prevent brake from slipping when engaged.

CAUTION: Over tightening may cause premature wear on brake band (P/N 5085).

Mower Drive Belt Adjustment

No adjustment necessary, the spring-loaded idler pulley maintains proper tension throughout the belt life.

Removing Mower Deck

1. Remove mower deck drive belt (P/N 6111) by pulling idler assembly (P/N 1671) away from belt and remove belt from rear pulley.
2. Remove 4 attach pins (P/N 6107) and clips from 4 mower deck attach points and 2 stabilizer bars (P/N 6159).
3. Raise front of mower chassis and roll free of mower deck for service and/or replacement.
4. To re-install, reverse the above procedure.

Removing Mower Cutter Blade

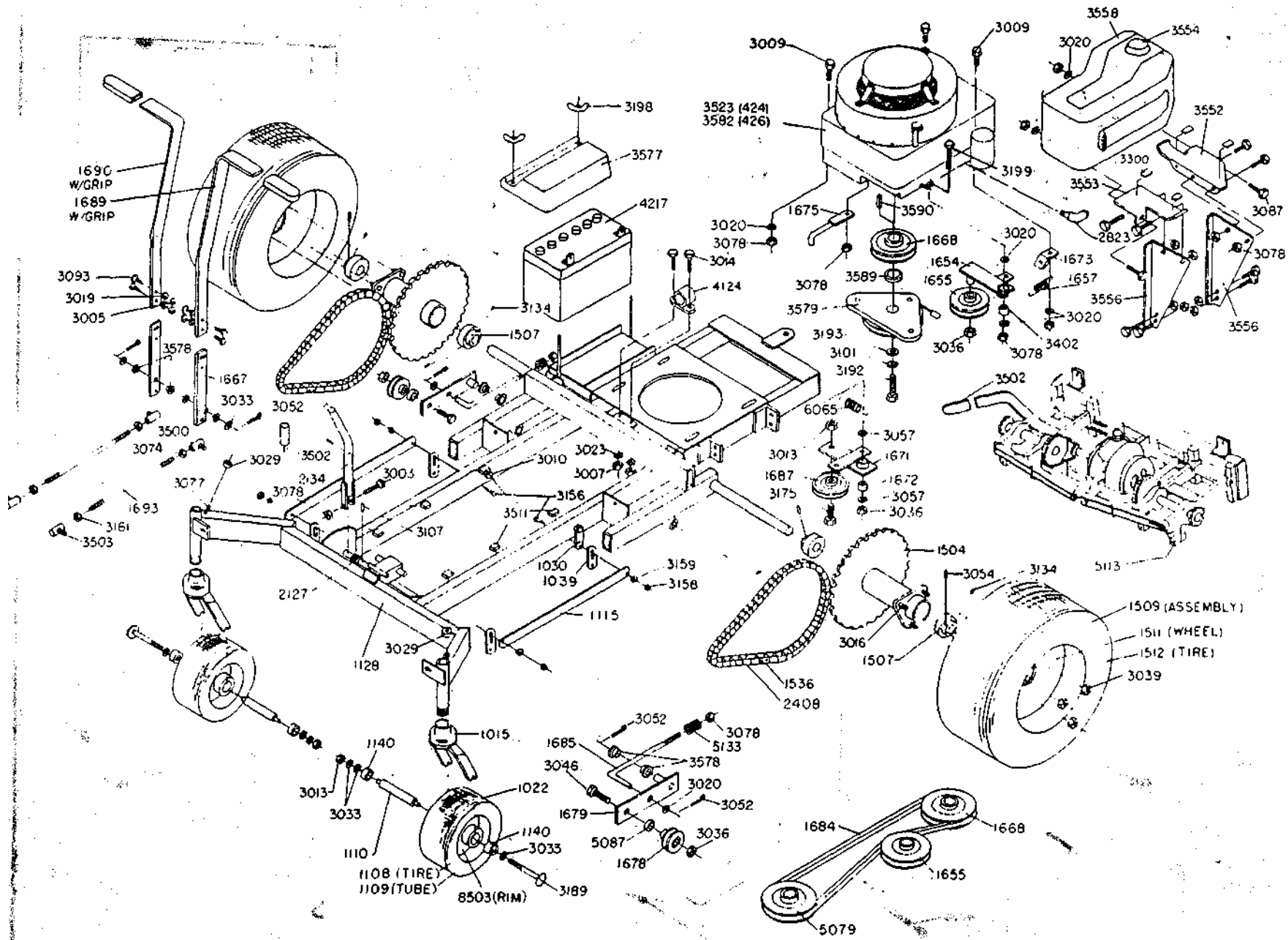
Secure mower cutter blade (P/N 6092) from turning (observe blade position when removing) remove blade bolt from center of-blade.



DIXON INDUSTRIES, INC. BOX 484 COFFEYVILLE, KANSAS 67337 (316) 251-2000

PARTS LIST FOR ZTR-426

<u>PART</u>	<u>NAME</u>	<u>PART</u>	<u>NAME</u>	<u>PART</u>	<u>NAME</u>
1015	Caster	3088	¼ -20 x 1 HH Bolt Gr. 5	5044	Torque Rod Stiffener L
1022	Caster Wheel & Tire	3093	5/16 -18 UNC HH Bolt	5045	Torque Rod Stiffener R
1030	Upper Lift Link	3101	7/16 Lockwasher - Helical	5046	Positive Neutral Rod
1039	Lower Lift Link	3105	¼ x 1 ¼ HD Spirol Pin	5047	Positive Neutral Spring
1108	Tire - Front Wheel	3107	¼ x 1 ½ HD Spirol Pin	5050	Positive Neutral Kit
1109	Inner Tule-Front Wheel	3116	5/16 - 18 UNC x 1 Carriage Bolt	5079	HD Transaxle Pulley
1110	Caster Axle Bushing	3118	Disc Spring	5080	Rear Tube
1115	Tie Bar	3128	7/16 - 14 UNC Hex Jam Nut	5084	Brake Drum
1128	Frame	3133	# 8 - 32 x ½ Tr. 3 Screw	5085	Brake Band
1140	Caster Wheel Bearing	3134	¼ - 28 x ¼ Soc. Set Screw	5086	Brake Spacer 5/8 x 5/16
1503	Wheel Hub Assembly	3156	5/16 - 18 UNC 2A x 1.125 Long HH Bolt	5087	Brake Spacer 3/8 x ½
1504	Wheel Hub	3158	5/16 -18 UNC Hex Locknut Gr. 8	5088	Brake Shaft
1506	Hub Flange	3159	Disc Spring	5097	Brake Lever
1507	Wheel/Deck Hub Bearing	3161	5/16 - 24 UNF Nut LH Thread	5100	Brake Rod
1509	Rear Wheel & Tire	3174	½ -13 X 1 HH Bolt	5101	Brake Link
1511	Real Rim (18 X 9.5 - 8.00)	3175	½ -13 X 1 ½ HH Bolt	5103	Eye Bolt
1512	Real Tire (18 X 9.5 - 8.00)	3178	3/8 - 16 x 2½ HH Bolt	5106	Cone Frame Assembly
1536	Chain Connecting Link	3180	¼ -20 Hex Locknut	5109	Molded Cone / Keyed
1544	Bellcrank	3181	Woodruff Key #605	5110	Cone Frame Shaft
1630	Bumper	3182	Flip Lock Bushing	5107	Striker Mount
1636	Bellcrank Kit	3187	# 10 - 32 Hex Nut	5111	Sleeve (fits 5110)
1647	Control Pin	3188	# 10 Ex. Tooth Lockwasher	5112	Key Sq. 3/16 x 1 ½ (fit 5110)
1654	Transaxle Idler Bracket	3189	½ - 13 x 5 ¼ Carriage Bolt	5121	Support L
1655	Transaxle Idler Pulley	3191	Pop Rivet 5/32 Dia.	5122	Support R
1657	Transaxle Idler Spring	3192	7/16-20 X 3 HH Bolt Gr. 5	5128	Cradle L
1667	Lower Control Lever	3193	Washer .43 X 1.38 X .25	5129	Cradle R
1668	Drive Pulley	3194	Face Nut 5/8 - 32	5133	Cradle Spring
1671	Idler	3195	Face Nut ½-27	5145	Torque Rod
1672	Bronze Bushing	3197	5/8 - 11 Jam Lock Nut	6024	Bearing Spacer
1673	Spring Mount	3198	¼ - 20 Wing Nut w/ny	6032	Mower Deck V-Pulley
1675	Clutch Anchor	3199	5/16 -18 x 2 ¼ HH Bolt	6033	Center Hub Assembly
1678	Flat Idler Pulley	3300	Foam Pad	6042	Outer Hub Assembly
1679	Chain Tensioner Bracket	3402	Bronze Bushing	6043	Center Shaft
1684	Transaxle Drive Belt	3500	Ball Joint / Control Rod RH Thread	6046	Center Shaft
1685	Chain Tensioner "L" Rod	3502	Hand Grip	6047	Outer Shaft
1687	Idler Pulley	3503	Ball Joint / Control Rod LH Thread	6058	V-Pulley
1689	Upper Control Lever w/grip L	3504	Bouble Ball Joint	6059	Flat Idler Pulley
1690	Upper Control Lever w/grip R	3507	Floor Pad - Long	6065	Serpentine Idler Spring
1693	Control Rod	3508	floor Pad - Short	6078	Pulley Spacer
2127	Quadrant Spring	3511	Adhesive Bumper Pad	6092	Mower Blade
2134	Lift Handle	3531	Decal - Operating Insruction	6100	Outer Shaft Key
2166	Pivot Bolt	3536	Warning Label - Danger	6101	Center Shaft Key
2172	Swivel Fitting	3551	Model Decal	6107	Deck Pin
2408	Drive Chain Assembly	3552	Tank Mount Bracket - Long	6109	Serpentine Blade Drive Belt
2460	Parking Brake Decal	3553	Tank Mount Bracket - Short	6111	Deck Drive Belt
2823	Oil Drain Assembly	3554	Fuel Cap/Gauge	6113	Blade Washer
3000	5/16-24 UNC Hex Locknut	3556	Tank Support L	6151	Mower Deck Bearing (use w/6043)
3003	5/16-18 UNH x 1 ½ HH Bolt	3558	2 gal. Tank w/cap-gauge	6156	Serpentine Idler
3005	5/16-18 UNH HH Bolt	3572	Body Latch	6158	Serpentine Idler Assembly
3007	¼ - 20 UNC Hex Nut	3573	Striler Plate	6159	Stabilizer Arm
3008	¼ x 3/4 Flatwasher	3577	Battery Cover	6167	Hub Sub Assembly
3009	5/16-18 x 1 3/4 HH Bolt Gr. 5	3578	Nylon Bushing	6168	Trash Guard
3010	½ x 2 ¼ Rd. Hd. Nut	3579	Electric Clutch	6179	Mower Deck Pan
3012	3/8-16 UNC Hex Nut	3584	Decal - Ignition Sw/Blade Drive	6181	Deflector
3013	½ - 13 UNC Hex Locknut	3585	Decal - Cutting Height	8502	Caster Axle Kit
3014	¼ - 20 UNC x 3/4 HH Bolt Gr. 2	3589	Spacer - Electric Clutch	8503	Front Rim
3016	3/8-24 UNF X 7/8 Lug Bolt	3590	Key - ¼ sq. X ½	8506	Tie Bar Assembly
3019	5/16 Helical Lockwasher	4009	Wire Clip	8507	Wiring Kit
3020	5/16 Std. Flatwasher	4013	Wire Tie		
3023	¼ Helical Lockwasher	4014	Seat		
3029	Front Gromment	4047	Seat Switch		
3031	5/16 - 18 UNC Acorn Nut	4075	10 Amp Fuse		
3033	½ SAE Flatwasher	4092	Fuse Holder		
3036	3/8 -16 UNC Hex Locknut	4124	Solenoid		
3037	3/8-24 UNF X 1 ¼ HH Bolt Gr.5	4148	Seat Angle		
3038	3/4 -16 UNC Hex Jam Locknut	4190	Body Wiring Loom		
3039	3/8-24 UNF Hex Lug Nut	4191	Rear Wiring Loom		
3046	3/8 -16 UNC x 2 HH Bolt	4196	Body		
3047	3/8 - 24 UNF Hex Locknut	4197	Ignition Switch		
3048	3/8 -16 UNC x 1½HH Bolt	4198	Blade Drive Clutch Switch		
3050	# 10 - 24 UNC Hex Locknut	4201	Switch Key for 4197		
3051	# 10 -24 UNC x 1 3/4 Soc. Hd. Bolt	4204	Flex Guard Wiring Cover		
3052	3/32 x 3/4 Cotter Pin	4209	Throttle Cable		
3054	3/16 x 1 Roll Pin	4211	Solenoid Starter Cable		
3056	5/16 Fender Washer	4215	Solenoid / Battery Cable		
3057	3/8 Std. Flatwasher	4216	Battery Ground Cable		
3058	1/8 x 2 Cotter Pin	4217	Battery		
3061	5/16 18 UNCX 3/8 Soc. Set Sc.	4219	Name Decal		
3063	# 10 - 24 UNC x 1 ¼ Rd. Hd. Screw	4220	Seat Assembly		
3065	3/8 Helical Lockwasher	5002	Front Tube - Transaxle		
3066	3/16 Std Flatwasher	5005	Discup		
3072	1/8 x 1 3/4 Hair Pin Cotter	5007	Cone Frame		
3074	5/16 - 24 UNF Hex Jam Nut	5011	Support Shaft		
3076	3/8 - 24 UNF Hex Nut	5012	Cradle Shaft		
3077	5/16 -18 UNC x 2 3/4 HH Bolt	5015	Sprocker - 24 T		
3078	5/16 -18 UNC Hex Locknut	5018	Sprocker 9T - Narrow		
3083	¼ - 20 UNC x ½ Rd. Hd. Bolt	5019	Transaxle Chain		
3087	5/16 -18 UNC X 3/4 HH Bolt	5021	Sprocket 9T - Wide		
		5028	Transaxle Bearing		



5

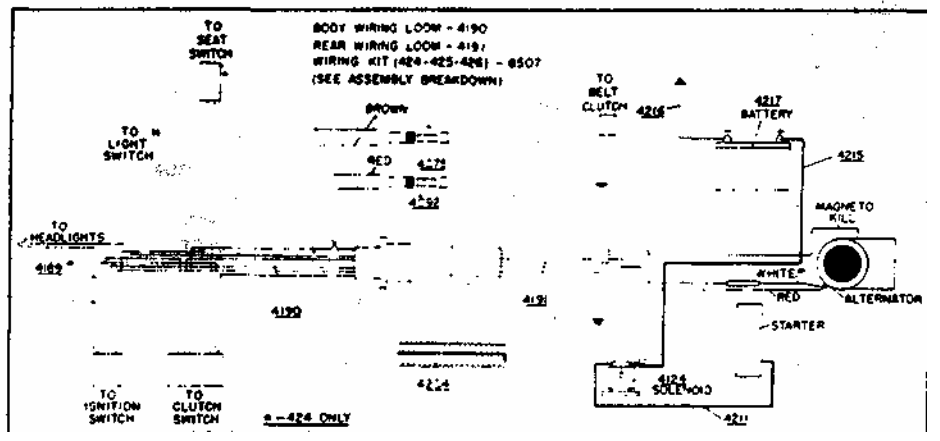
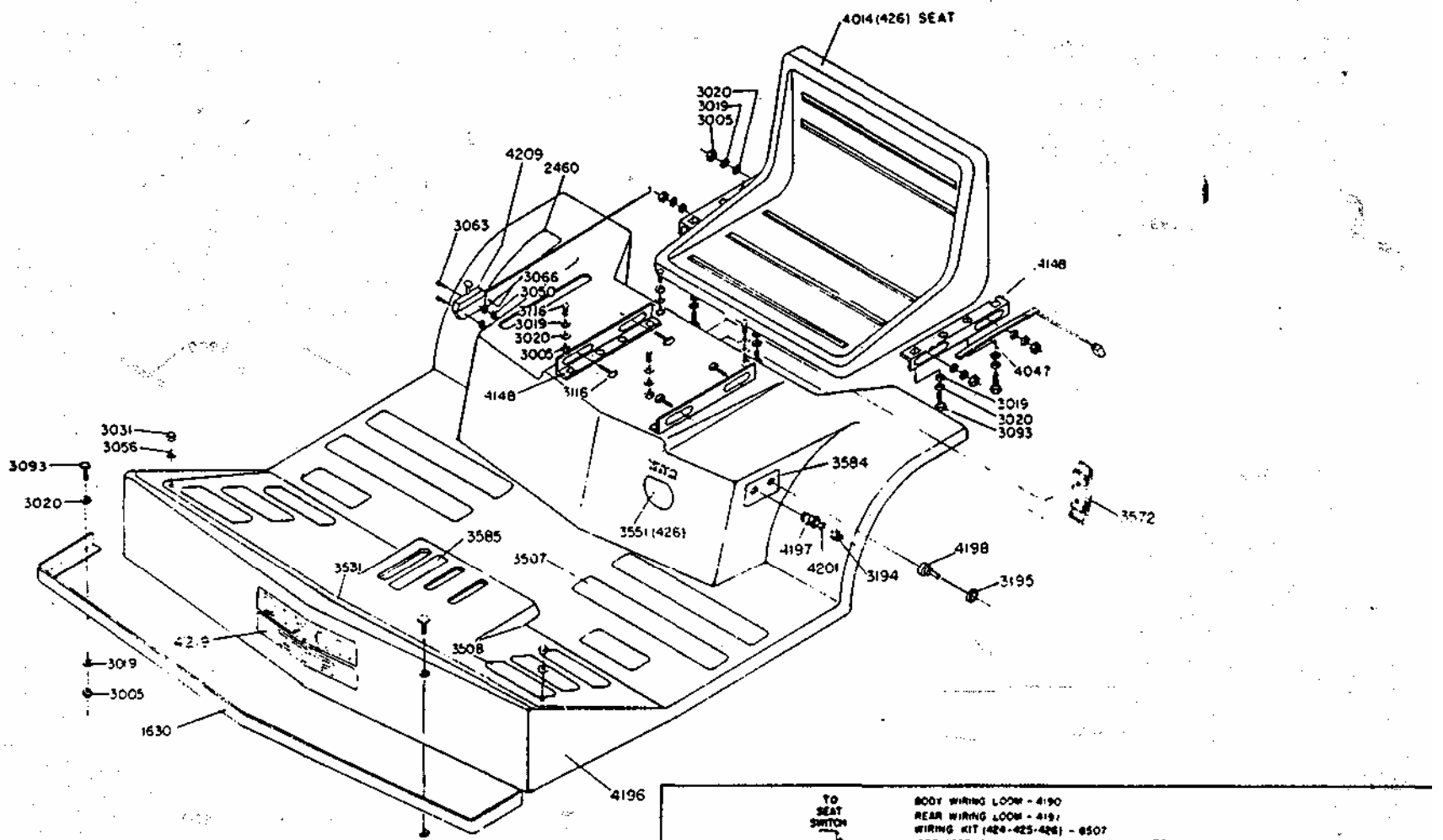


Illustration - Body Assembly (Model ZTR 426)

